

ALFAGOMMA

NEW INTERLOCK - SKIVE



NEW INTERLOCK FITTINGS - SKIVE

The new fittings range is a skive solution for very high pressure wire spiral hose.

MAIN FEATURES

- // Skive
- // Range: from 5/8 inch to 2 inch sizes
- // Working pressures: up to 6,000 psi (415 bar)
- // Main applications: construction equipment, agricultural machines, mining

ADVANTAGES

- // Maximum reliability in heavy-duty applications
- // Extreme bend radius in combination with Alfabiotech Evolution hose range



NEW INTERLOCK, NEW PRODUCT CODE

It's easy to recognize the new product codes from the old ones: the **third alphabetical number** just **switch from 4 (old one) to 7 (new one)**.

Type	Item Code	Product Code
INTERLOCK	1200233	H1443310-161600
NEW INTERLOCK	1254456	H1743310-161600

OLD
H11443310-161600

NEW
H11743310-161600

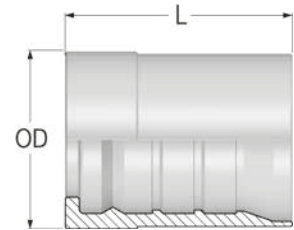
// NEW INTERLOCK FERRULE FOR INTERLOCK FITTINGS

Hose	Table n°	-06 DN 10 3/8"	-08 DN 12 1/2"	-10 DN 16 5/8"	-12 DN 19 3/4"	-16 DN 25 1"	-20 DN 32 1 1/4"	-24 DN 38 1 1/2"	-32 DN 51 2"
ALFABIOTECH 4000	707					H1700200		H1700200	H1700200
ALFABIOTECH EVOLUTION 4000	708					H1700200	H1700200	H1700200	H1700200
ALFABIOTECH 5000	709				H1700200	H1700200	H1700200	H1700301	H1T00600
ALFABIOTECH EVOLUTION 5000	710				H1700200	H1700200	H1700200	H1700301	H1T00600
ALFABIOTECH 5000 PLUS	711				H1700200	H1700200			
ALFABIOTECH EVOLUTION 5000 PLUS	712				H1700200	H1700200			
ALFABIOTECH 6000	713			H1700301	H1700200	H1700200	H1700301	H1700301	H1T00600
ALFABIOTECH EVOLUTION 6000	714			H1700301	H1700200	H1700200	H1700301	H1700301	H1T00600

// FERRULES

// H1700200

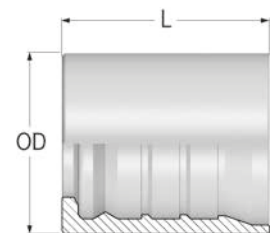
Interlock Dual Skive Ferrule for 4 Spiral Hoses



DHFI Item code	Item Code	ID (Dash)	ID (mm)	ID (in)	Ferrule OD (mm)	L (mm)
270000-12-12I	1251401	12	19,0	3/4"	38,0	48,7
270000-16-16I	1251403	16	25,0	1"	46,0	55,7
270000-20-20I	1251406	20	31,0	1 1/4"	55,0	66,0
270000-24-24I	1251409	24	38,0	1 1/2"	62,0	68,0
270000-32-32I	1251466	32	51,0	2"	78,0	79,5

// H1700301

Interlock Dual Skive Ferrule for 4-6 Spiral Hoses




DHFI Item code	Item Code	ID (Dash)	ID (mm)	ID (in)	Ferrule OD (mm)	L (mm)
280000-10-10	1251399	10	16,0	5/8"	35,5	46,0
280000-20-20	1251405	20	31,0	1 1/4"	62,0	66,0
280000-24-24	1251408	24	38,0	1 1/2"	69,5	68,0
280000-32-32	1254090	32	51,0	2"	88,0	79,5

// HOSE MENDER

// H17C5610

Hose Mender

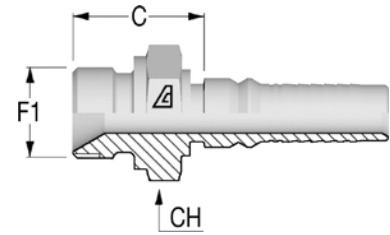


DHFI Item code	Item Code	ID (Dash)	ID (mm)	ID (in)
H17C5610-101000	1254483	10	16,0	5/8"
H17C5610-202000	1255020	20	32,0	1 1/4"

// BSP INSERTS

// H1710510

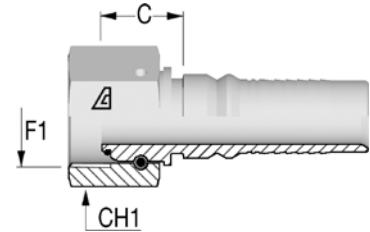
**BSP Male 60° Flare
AGR**



DHFI Item code	Item Code	ID (Dash)	ID (mm)	ID (in)	F1 Dash	F1	C (mm)	CH (mm)
270120-12-12I	1254467	12	19,0	3/4"	12	3/4-14	34,0	32,0
270120-16-16I	1254465	16	25,0	1"	16	1-11	40,0	41,0
270120-20-20I	1255015	20	32,0	1 1/4"	20	1 1/4-11	45,2	50,0
270120-24-24I	1255116	24	38,0	1 1/2"	24	1 1/2-11	48,5	55,0
270120-32-32I	1255769	32	51,0	2"	32	2-11	55,5	70,0

// H1720812

**BSP Female 60° Cone with O-Ring
DKOR**



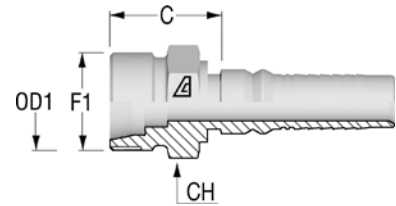
DHFI Item code	Item Code	Nut Type	ID (Dash)	ID (mm)	ID (in)	F1 Dash	F1	C (mm)	CH1 (mm)
A27001-12-12I	1254447	Thrust wire nut	12	19,0	3/4"	12	3/4-14	22,5	32,0
A27001-16-16I	1254448	Thrust wire nut	16	25,0	1"	16	1-11	25,5	38,0
A27001-20-20I	1255009	Thrust wire nut	20	32,0	1 1/4"	20	1 1/4-11	30,2	50,0
A27001-24-24I	1255097	Thrust wire nut	24	38,0	1 1/2"	24	1 1/2-11	33,5	55,0
A27001-32-32I	1255758	Thrust wire nut	32	51,0	2"	32	2-11	35	70,0

Image: insert with Thrust Wire Nut.

// DIN METRIC INSERTS

// H1711210

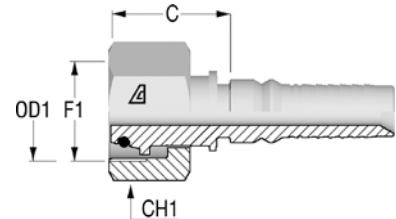
Metric Male 24° Seat
DIN 3853 - Heavy Series
CES



DHFI Item code	Item Code	ID (mm)	ID (in)	F1	OD1	C (mm)	CH (mm)	ID (Dash)
271700-10-10I	1254527	16,0	5/8"	M30X2	20	31,0	32,0	10
271700-12-12I	1254442	19,0	3/4"	M36X2	25	35,0	36,0	12
271700-16-16I	1254443	25,0	1"	M42X2	30	40,0	46,0	16
271700-20-20I	1255008	32,0	1 1/4"	M52X2	38	45,2	55,0	20

// H1721613

Metric Female 24° Cone with O-Ring
ISO 8434-1 - Heavy Series
DKOS



DHFI Item code	Item Code	Nut Type	ID (Dash)	ID (mm)	ID (in)	F1	OD1	C (mm)	CH1 (mm)
A27177-10-10I	1254282	Slip on nut	10	16,0	5/8"	M30X2	20	34,4	36,0
A27177-10-12I	1254440	Thrust wire nut	12	19,0	3/4"	M30X2	20	37,5	36,0
A27177-12-12I	1254281	Slip on nut	12	19,0	3/4"	M36X2	25	37,6	46,0
A27177-12-16I	1254441	Thrust wire nut	16	25,0	1"	M36X2	25	38,8	46,0
A27177-16-16I	1254280	Slip on nut	16	25,0	1"	M42X2	30	40,7	50,0
A27177-16-20I	1254801	Thrust wire nut	20	32,0	1 1/4"	M42X2	30	43,2	50,0
A27177-20-20I	1254776	Slip on nut	20	32,0	1 1/4"	M52X2	38	45,3	60,0
A27177-20-24I	1255093	Thrust wire nut	24	38,0	1 1/2"	M52X2	38	50,8	60,0

Image: insert with Slip on Nut.

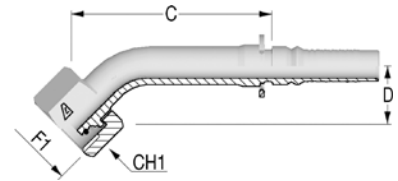
// H1721643

45° Metric Female 24° Cone with O-Ring

ISO 8434-1 - Heavy Series

DKOS

Solid one piece



DHFI Item code	Item Code	Nut Type	ID (Dash)	ID (mm)	ID (in)	F1	OD1	C (mm)	D Drop (mm)	CH1 (mm)
A27987-10-10I	1254459	Slip on nut	10	16,0	5/8"	M30X2	20	59,0	31,5	36,0
A27987-10-12I	1254486	Thrust wire nut	12	19,0	3/4"	M30X2	20	74,0	33,0	36,0
A27987-12-12I	1254458	Slip on nut	12	19,0	3/4"	M36X2	25	78,1	36,0	46,0
A27987-12-16I	1254216	Thrust wire nut	16	25,0	1"	M36X2	25	86,5	37,5	46,0
A27987-16-16I	1254195	Slip on nut	16	25,0	1"	M42X2	30	96,8	38,0	50,0
A27987-20-20I	1254819	Slip on nut	20	32,0	1 1/4"	M52X2	38	113,0	48,0	60,0
A27987-20-24I	1255118	Thrust wire nut	24	38,0	1 1/2"	M52X2	38	111,0	44,0	60,0

Image: insert with Slip on Nut.

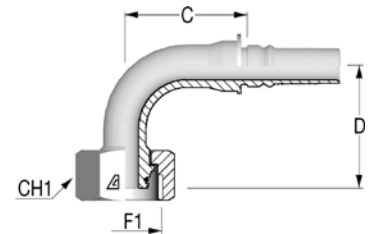
// H1721693

90° Metric Female 24° Cone with O-Ring

ISO 8434-1 - Heavy Series

DKOS 90

Solid one piece



DHFI Item code	Item Code	Nut Type	ID (Dash)	ID (mm)	ID (in)	F1	OD1	C (mm)	D Drop (mm)	CH1 (mm)
A27977-10-10I	1254451	Slip on nut	10	16,0	5/8"	M30X2	20	48,0	55,0	36,0
A27977-10-12I	1254460	Thrust wire nut	12	19,0	3/4"	M30X2	20	61,0	67,5	36,0
A27977-12-12I	1254449	Slip on nut	12	19,0	3/4"	M36X2	25	61,7	65,0	46,0
A27977-12-16I	1254197	Thrust wire nut	16	25,0	1"	M36X2	25	76,5	82,0	46,0
A27977-16-16I	1254450	Slip on nut	16	25,0	1"	M42X2	30	86,4	79,0	50,0
A27977-20-20I	1254812	Slip on nut	20	32,0	1 1/4"	M52X2	38	90,9	101,0	60,0
A27977-20-24I	1255109	Thrust wire nut	24	38,0	1 1/2"	M52X2	38	100,5	102,0	60,0

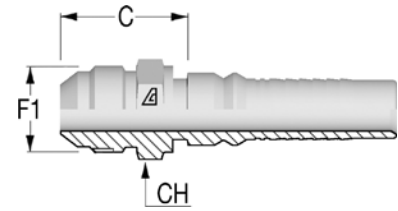
Image: insert with Slip on Nut.

// JIC 37° INSERTS

// H1712510

JIC Male 37° Cone

AGJ

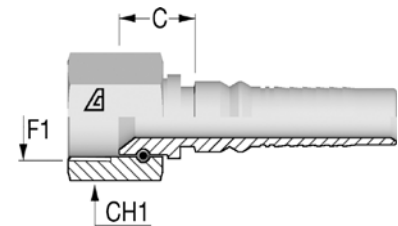


DHFI Item code	Item Code	ID (Dash)	ID (mm)	ID (in)	F1 Dash	F1	C (mm)	CH (mm)
270200-12-12I	1254481	12	19,0	3/4"	12	1 1/16-12	37,0	32,0
270200-16-12I	1254720	12	19,0	3/4"	16	1 5/16-12	40,0	36,0
270200-16-16I	1254263	16	25,0	1"	16	1 5/16-12	41,0	36,0
270200-20-16I	1254736	16	25,0	1"	20	1 5/8-12	44,5	46,0
270200-20-20I	1255019	20	32,0	1 1/4"	20	1 5/8-12	45,7	46,0
270200-24-20I	1255018	20	32,0	1 1/4"	24	1 7/8-12	49,7	50,0
270200-24-24I	1255134	24	38,0	1 1/2"	24	1 7/8-12	50,0	50,0

// H1722512

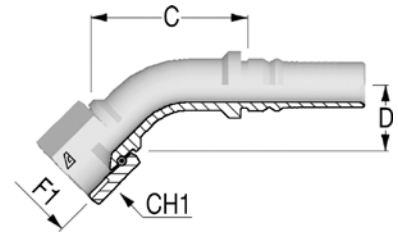
JIC Female 37° Seat

DKJ



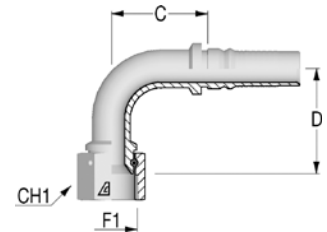
DHFI Item code	Item Code	Nut Type	ID (Dash)	ID (mm)	ID (in)	F1 Dash	F1	C (mm)	CH1 (mm)
A27005-12-12I	1254455	Thrust wire nut	12	19,0	3/4"	12	1 1/16-12	18,7	32,0
A27005-16-12I	1254530	Thrust wire nut	12	19,0	3/4"	16	1 5/16-12	21,5	38,0
A27005-16-16I	1254454	Thrust wire nut	16	25,0	1"	16	1 5/16-12	22,5	38,0
A27005-20-16I	1254700	Thrust wire nut	16	25,0	1"	20	1 5/8-12	24,5	50,0
27005-20-20I	1251404	Thrust wire nut	20	32,0	1 1/4"	20	1 5/8-12	25,7	50,0
A27005-24-24I	1251407	Thrust wire nut	24	38,0	1 1/2"	24	1 7/8-12	29,0	55,0
A27005-32-32I	1251465	Thrust wire nut	32	51,0	2"	32	2 1/2-12	34,0	70,0

// H1722542
45° JIC Female 37° Seat
DKJ 45
Solid one piece



DHFI Item code	Item Code	Nut Type	ID (Dash)	ID (mm)	ID (in)	F1 Dash	F1	C (mm)	D Drop (mm)	CH1 (mm)
A27064-12-12I	1254512	Thrust wire nut	12	19,0	3/4"	12	1 1/16-12	66,0	27,5	32,0
A27064-16-12I	1254727	Thrust wire nut	12	19,0	3/4"	16	1 5/16-12	72,0	30,0	38,0
A27064-16-16I	1254265	Thrust wire nut	16	25,0	1"	16	1 5/16-12	80,0	31,0	38,0
A27064-20-20I	1255002	Thrust wire nut	20	32,0	1 1/4"	20	1 5/8-12	93,0	37,0	50,0
A27064-24-24I	1255137	Thrust wire nut	24	38,0	1 1/2"	24	1 7/8-12	121,0	40,5	55,0

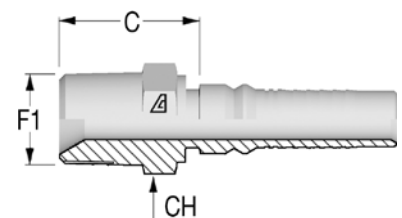
// H1722592
90° JIC Female 37° Seat
DKJ 90
Solid one piece



DHFI Item code	Item Code	Nut Type	ID (Dash)	ID (mm)	ID (in)	F1 Dash	F1	C (mm)	D Drop (mm)	CH1 (mm)
A27054-12-12I	1254491	Thrust wire nut	12	19,0	3/4"	12	1 1/16-12	45,0	57,0	32,0
A27054-16-16I	1254260	Thrust wire nut	16	25,0	1"	16	1 5/16-12	71,0	67,0	38,0
A27054-20-20I	1254903	Thrust wire nut	20	32,0	1 1/4"	20	1 5/8-12	79,2	78,0	50,0
A27054-24-24I	1255130	Thrust wire nut	24	38,0	1 1/2"	24	1 7/8-12	94,5	92,0	55,0

// NPTF INSERTS

// H1712810
NPTF Male 60° Seat
AGN

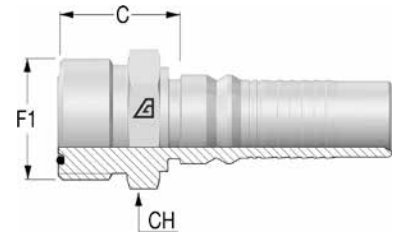


DHFI Item code	Item Code	ID (Dash)	ID (mm)	ID (in)	F1 Dash	F1	C (mm)	CH (mm)
270170-12-12I	1254531	12	19,0	3/4"	12	3/4-14	32,0	27,0
270170-16-16I	1254464	16	25,0	1"	16	1-11 1/2	42,0	36,0
270170-20-20I	1254837	20	32,0	1 1/4"	20	1 1/4-11 1/2	46,2	46,0
270170-24-24I	1255115	24	38,0	1 1/2"	24	1 1/2-11 1/2	48,0	50,0
270170-32-32I	1255770	32	51,0	2"	32	2-11 1/2	53,2	65,0

// ORFS INSERTS

// H1712410

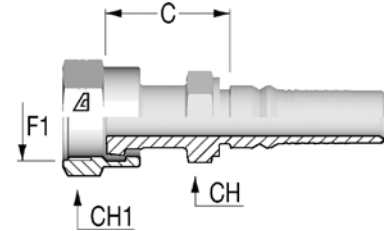
ORFS Male



DHFI Item code	Item Code	ID (Dash)	ID (mm)	ID (in)	F1 Dash	F1	C (mm)	CH (mm)
27A290-12-12I	1254479	12	19,0	3/4"	12	1 3/16-12	30,2	30,0
27A290-16-16I	1254510	16	25,0	1"	16	1 7/16-12	35,8	38,0
27A290-12-12I	1254904	20	32,0	1 1/4"	20	1 11/16-12	38,7	46,0

// H1722411

ORFS Female with Stem Hexagon



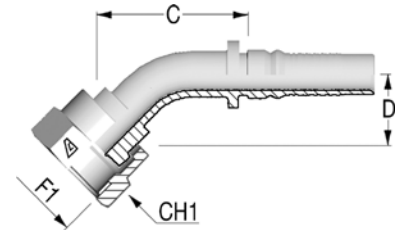
DHFI Item code	Item Code	Nut Type	ID (Dash)	ID (mm)	ID (in)	F1 Dash	F1	C (mm)	CH (mm)	CH1 (mm)
A27A26-12-12I	1254292	Crimped	12	19,0	3/4"	12	1 3/16-12	40,0	30,0	36,0
A27A26-16-12I	1254439	Crimped	12	19,0	3/4"	16	1 7/16-12	43,0	36,0	41,0
A27A26-12-16I	1254471	Crimped	16	25,0	1"	12	1 3/16-12	42,0	32,0	36,0
A27A26-16-16I	1254438	Crimped	16	25,0	1"	16	1 7/16-12	47,0	36,0	41,0
A27A26-20-16I	1254513	Crimped	16	25,0	1"	20	1 11/16-12	49,0	46,0	50,0
A27A26-20-20I	1254800	Crimped	20	32,0	1 1/4"	20	1 11/16-12	47,2	46,0	50,0
A27A26-24-24I	1255091	Crimped	24	38,0	1 1/2"	24	2-12	52,0	50,0	60,0

// H1722441

45° ORFS Female

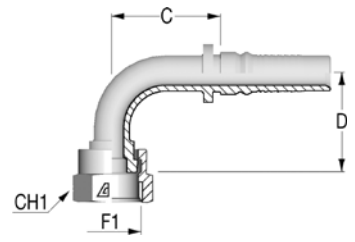
DK ORFS 45

Solid one piece



DHFI Item code	Item Code	Nut Type	ID (Dash)	ID (mm)	ID (in)	F1 Dash	F1	C (mm)	D Drop (mm)	CH1 (mm)
A27A27-12-12I	1254463	Crimped	12	19,0	3/4"	12	1 3/16-12	78,0	26,0	36,0
A27A27-16-12I	1254461	Crimped	12	19,0	3/4"	16	1 7/16-12	68,4	28,0	41,0
A27A27-16-16I	1254462	Crimped	16	25,0	1"	16	1 7/16-12	114,0	28,0	41,0
A27A27-20-16I	1254201	Crimped	16	25,0	1"	20	1 11/16-12	83,4	28,0	50,0
A27A27-20-20I	1254823	Crimped	20	32,0	1 1/4"	20	1 11/16-12	100,7	33,0	50,0

// H1722491
90° ORFS Female
DK ORFS 90
Solid one piece

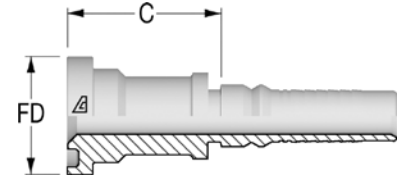


DHFI Item code	Item Code	Nut Type	ID (Dash)	ID (mm)	ID (in)	F1 Dash	F1	C (mm)	D Drop (mm)	CH1 (mm)
A27A28-12-12I	1254452	Crimped	12	19,0	3/4"	12	1 3/16-12	64,2	58,0	36,0
A27A28-16-12I	1254518	Crimped	12	19,0	3/4"	16	1 7/16-12	66,2	58,0	41,0
A27A28-16-16I	1254453	Crimped	16	25,0	1"	16	1 7/16-12	75,2	66,0	41,0
A27A28-20-16I	1254694	Crimped	16	25,0	1"	20	1 11/16-12	73,2	66,0	50,0
A27A28-20-20I	1254816	Crimped	20	32,0	1 1/4"	20	1 11/16-12	91,7	81,0	50,0

// SAE FLANGES

// H1743310

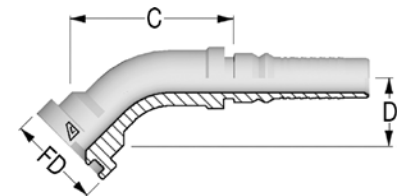
Flange SAE 3000 psi J518 Code 61
SFL



DHFI Item code	Item Code	ID (Dash)	ID (mm)	ID (in)	F1 Dash	F1	C (mm)	FD (mm)	WP (psi)
270250-16-16I	1254456	16	25,0	1"	16	1	49,0	44,5	5000
270250-20-16I	1254177	16	25,0	1"	20	1 1/4	51,5	50,8	4000
270250-20-20I	1255010	20	32,0	1 1/4"	20	1 1/4	52,7	50,8	4000
270250-24-20I	1254817	20	32,0	1 1/4"	24	1 1/2	55,7	60,3	3000
270250-24-24I	1255063	24	38,0	1 1/2"	24	1 1/2	56,0	60,3	3000
270250-32-24I	1255083	24	38,0	1 1/2"	32	2	67,5	71,4	3000
270250-32-32I	1255765	32	51,0	2"	32	2	69,0	71,4	3000

// H1743340

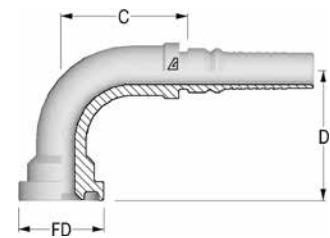
45° Flange SAE 3000 psi J518 Code 61
SFL 45
Solid one piece



DHFI Item code	Item Code	ID (Dash)	ID (mm)	ID (in)	F1 Dash	F1	FD (mm)	C (mm)	D Drop (mm)	WP (psi)
27B370-20-16I	1254245	16	25,0	1"	20	1 1/4	50,8	95,6	30,0	4000
27B370-20-20I	1254901	20	32,0	1 1/4"	20	1 1/4	50,8	100,9	32,5	4000
27B370-24-20I	1254902	20	32,0	1 1/4"	24	1 1/2	60,3	92,8	40,0	3000
27B370-24-24I	1255122	24	38,0	1 1/2"	24	1 1/2	60,3	103,7	43,0	3000
27B370-32-32I	1255781	32	51,0	2"	32	2	71,4	138,1	54,0	3000

// H1743390

90° Flange SAE 3000 psi J518 Code 61
SFL 90
Solid one piece

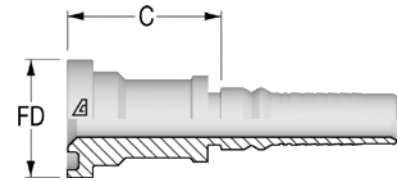


DHFI Item code	Item Code	ID (Dash)	ID (mm)	ID (in)	F1 Dash	F1	FD (mm)	C (mm)	D Drop (mm)	WP (psi)
27B380-16-16I	1254178	16	25,0	1"	16	1	44,5	72,2	64,0	5000
27B380-20-16I	1254180	16	25,0	1"	20	1 1/4	50,8	70,2	69,0	4000
27B380-20-20I	1254834	20	32,0	1 1/4"	20	1 1/4	50,8	86,2	81,0	4000
27B380-24-20I	1254835	20	32,0	1 1/4"	24	1 1/2	60,3	81,2	85,0	3000
27B380-24-24I	1255112	24	38,0	1 1/2"	24	1 1/2	60,3	96,0	93,0	3000
27B380-32-24I	1255113	24	38,0	1 1/2"	32	2	71,4	130,0	97,0	3000
27B380-32-32I	1255777	32	51,0	2"	32	2	71,4	134,4	130,0	3000

// H1743610

Flange SAE 6000 psi J518 Code 62

SFS



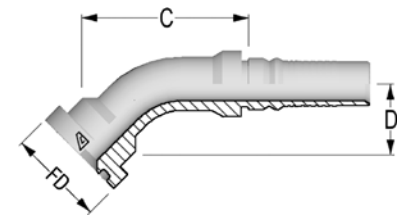
DHFI Item code	Item Code	ID (Dash)	ID (mm)	ID (in)	F1 Dash	F1	C (mm)	FD (mm)	WP (psi)
27B810-12-12I	1251400	12	19,0	3/4"	12	3/4	50,0	41,3	6000
27B810-16-12I	1254286	12	19,0	3/4"	16	1	53,0	47,6	6000
7B810-12-16I	1254284	16	25,0	1"	12	3/4	51,0	41,3	6000
27B810-16-16I	1251402	16	25,0	1"	16	1	54,0	47,6	6000
27B810-20-16I	1254283	16	25,0	1"	20	1 1/4	61,0	54,0	6000
27B810-16-20I	1254778	20	32,0	1 1/4"	16	1	80,2	47,6	6000
27B810-20-20I	1254777	20	32,0	1 1/4"	20	1 1/4	62,2	54,0	6000
27B810-24-20I	1254779	20	32,0	1 1/4"	24	1 1/2	68,2	63,5	6000
27B810-20-24I	1255054	24	38,0	1 1/2"	20	1 1/4	62,5	54,0	6000
27B810-24-24I	1255053	24	38,0	1 1/2"	24	1 1/2	68,5	63,5	6000
27B810-32-24I	1255062	24	38,0	1 1/2"	32	2	80,5	79,4	6000
27B810-32-32I	1254820	32	51,0	2"	32	2	87,0	79,4	6000

// H1743640

45° Flange SAE 6000 psi J518 Code 62

SFS 45

Solid one piece



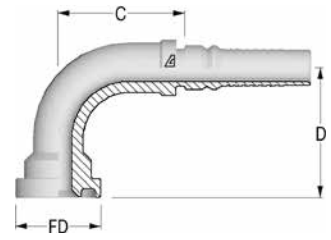
DHFI Item code	Item Code	ID (Dash)	ID (mm)	ID (in)	F1 Dash	F1	FD (mm)	C (mm)	D Drop (mm)	WP (psi)
27B470-12-12I	1254446	12	19,0	3/4"	12	3/4	41,3	72,1	30,0	6000
27B470-16-12I	1254161	12	19,0	3/4"	16	1	47,6	76,8	33,0	6000
27B470-12-16I	1254475	16	25,0	1"	12	3/4	41,3	80,3	29,5	6000
27B470-16-16I	1254445	16	25,0	1"	16	1	47,6	94,8	35,0	6000
27B470-20-16I	1254165	16	25,0	1"	20	1 1/4	54,0	105,3	44,0	6000
27B470-16-20I	1254803	20	32,0	1 1/4"	16	1	47,6	104,7	34,5	6000
27B470-20-20I	1254802	20	32,0	1 1/4"	20	1 1/4	54,0	102,0	39,5	6000
27B470-24-20I	1254811	20	32,0	1 1/4"	24	1 1/2	63,5	111,7	48,0	6000
27B470-24-24I	1255094	24	38,0	1 1/2"	24	1 1/2	63,5	136,3	48,0	6000
27B470-32-24I	1255096	24	38,0	1 1/2"	32	2	79,4	129,1	55,0	6000
27B470-32-32I	1255756	32	51,0	2"	32	2	79,4	160,6	63,0	6000

// H1743690

90° Flange SAE 6000 psi J518 Code 62

SFS 90

Solid one piece

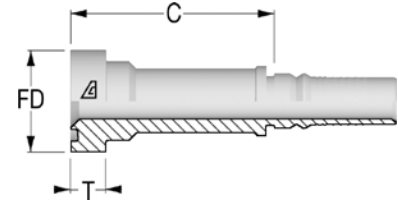


DHFI Item code	Item Code	ID (Dash)	ID (mm)	ID (in)	F1 Dash	F1	FD (mm)	C (mm)	D Drop (mm)	WP (psi)
27B480-12-12I	1254287	12	19,0	3/4"	12	3/4	41,3	61,2	64,0	6000
27B480-16-12I	1254146	12	19,0	3/4"	16	1	47,6	61,2	66,0	6000
27B480-12-16I	1254288	16	25,0	1"	12	3/4	41,3	70,2	61,0	6000
27B480-16-16I	1254144	16	25,0	1"	16	1	47,6	70,4	74,0	6000
27B480-20-16I	1254145	16	25,0	1"	20	1 1/4	54,0	77,2	80,0	6000
27B480-20-20I	1254786	20	32,0	1 1/4"	20	1 1/4	54,0	88,2	91,0	6000
27B480-24-20I	1254794	20	32,0	1 1/4"	24	1 1/2	63,5	92,9	103,5	6000
27B480-24-24I	1255087	24	38,0	1 1/2"	24	1 1/2	63,5	106,3	109,0	6000
27B480-32-24I	1255089	24	38,0	1 1/2"	32	2	79,4	106,5	121,5	6000
27B480-32-32I	1255755	32	51,0	2"	32	2	79,4	146,0	145,0	6000

// SUPERCAT FLANGES

// H1743910

Flange SUPERCAT

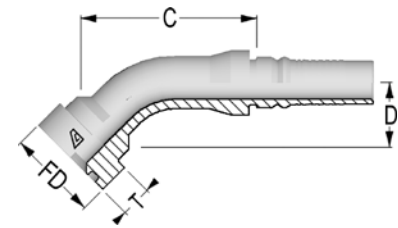


DHFI Item code	Item Code	ID (Dash)	ID (mm)	ID (in)	F1 Dash	F1	FD (mm)	T (mm)	C (mm)
27B810-12-12CAT	1254735	12	19,0	3/4"	12	3/4	41,3	14,3	82,0
27B810-16-12CAT	1254241	12	19,0	3/4"	16	1	47,6	14,3	82,0
27B810-16-16CAT	1254223	16	25,0	1"	16	1	47,6	14,3	90,0
27B810-16-20CAT	1254240	16	25,0	1"	20	1 1/4	54,0	14,3	90,0
27B810-20-20CAT	1254899	20	32,0	1 1/4"	20	1 1/4	54,0	14,3	86,2
27B810-24-20CAT	1254900	20	32,0	1 1/4"	24	1 1/2	63,5	14,3	83,2

// H1743940

45° Flange SUPERCAT

Solid one piece

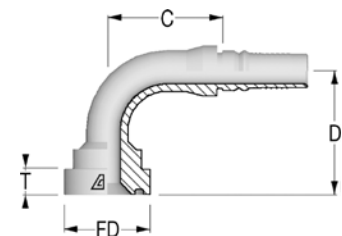


DHFI Item code	Item Code	ID (Dash)	ID (mm)	ID (in)	F1 Dash	F1	FD (mm)	T (mm)	C (mm)	D Drop (mm)
27B470-12-12CAT	1254721	12	19,0	3/4"	12	3/4	41,3	14,3	83,0	34,0
27B470-16-12CAT	1254258	12	19,0	3/4"	16	1	47,6	14,3	87,4	34,0
27B470-16-16CAT	1254256	16	25,0	1"	16	1	47,6	14,3	93,9	40,0
27B470-20-16CAT	1254257	16	25,0	1"	20	1 1/4	54,0	14,3	95,4	40,0
27B470-20-20CAT	1254908	20	32,0	1 1/4"	20	1 1/4	54,0	14,3	103,6	43,0
27B470-24-20CAT	1254907	20	32,0	1 1/4"	24	1 1/2	63,5	14,3	110,1	49,5

// H1743990

90° Flange SUPERCAT

Solid one piece



DHFI Item code	Item Code	ID (Dash)	ID (mm)	ID (in)	F1 Dash	F1	FD (mm)	T (mm)	C (mm)	D Drop (mm)
27B480-12-12CAT	1254251	12	19,0	3/4"	12	3/4	41,3	14,3	63,7	67,0
27B480-16-12CAT	1254253	12	19,0	3/4"	16	1	47,6	14,3	65,2	70,0
27B480-16-16CAT	1254250	16	25,0	1"	16	1	47,6	14,3	80,4	79,0
27B480-20-16CAT	1254252	16	25,0	1"	20	1 1/4	54,0	14,3	75,4	82,5
27B480-20-20CAT	1254905	20	32,0	1 1/4"	20	1 1/4	54,0	14,3	89,2	93,0
27B480-24-20CAT	1254906	20	32,0	1 1/4"	24	1 1/2	63,5	14,3	91,4	101,0

THE ALFAGOMMA GROUP

ALFAGOMMA

ARGENTINA – Buenos Aires

Moreno Store Center
Belisario Roldán 2616 - CP. 1744
La Reja - Bs. As.
+54 (11) 5365-6062/6063

AUSTRALIA – Sydney

50 Honeycomb Drive
Eastern Creek
Sydney, NSW 2766
+61 (2) 98 53 09 00
sydney@alfagomma.com.au

BELGIUM & NETHERLANDS – Benelux

Koeweideblock 4/D3
1785 Merchtem
+32 (052) 509 747
info.benelux@alfagomma.com

BRAZIL – Guaranésia

Rua Felice Gennasio 401
Distrito Indl. Dr. Firmino Rocha de Freitas
37810-000 - Guaranésia, MG - Brasil
+55 (35) 35 55 0408
contato@alfagomma.com.br

CANADA – Montreal

6550 Abrams
St. Laurent, Montreal
Quebec H4S 1Y2
+1 (514) 33 35 577
info@alfagomma.ca

CHINA – Ningbo

No. 296 Taiyuan Road
Investment Pioneering Centre
Jiangbei District
Ningbo, 315022
+86 (574) 88 15 72 88
alfagomma.china@alfagomma.com.cn

FRANCE – Villepinte

Le Sisley – Parc d'activité Paris Nord 2
23 Allée des Impressionnistes
93420 Villepinte
+33 (1) 48172121
agfrance.info@alfagomma.com

GERMANY – Herne

Friedrich der Grosse 10
44628 Herne
+49 (2323) 14 730
info.germany@alfagomma.com

GREECE – Athens

85 Kifissou Avenue
12241 Aigaleo, Athens
+30 (210) 41 19 909
alfagomma-hellas@ath.forthnet.gr

INDONESIA – Tigaraksa

JL. Raya Pemda Tigaraksa km. 4
No 34, Matagara
Tigaraksa, Tangerang 15720
+62 (21) 59 96 301
jakarta@alfagomma.co.id

ITALY – Vimercate

Via Torri Bianche 1
20871 Vimercate (MB)
+39 (039) 60 161
info@alfagomma.com

MALAYSIA – Pasir Gudang

Plo 405, Jalan Perak 4
81707 Pasir Gudang
Negeri Johor Darul Takzim
+60 (7) 25 72 000
alfagomma@alfagomma.com.my

MEXICO – Torreón

Av. Industria de la transformacion
Parque Pymes 585
27400 Torreón, Coahuila
+52 8713125026
alfagomma.mexico@alfagomma.com

SINGAPORE

14 Tuas Ave 11
Singapore 639080
+65 6360 9000
alfagomma@alfagomma.com.sg

SOUTH AFRICA – Johannesburg

17 Quark Crescent Linbro Business Park
Sandton 2065
+27 (11) 20 10 900
alfagomma@alfagomma.co.za

SOUTH KOREA – Hwasung

15 Julteo Gil
Yangkam-Myun, Hwasung-Si
Kyungki-Do 18630
+82 (31) 35 28 671
alfagomma@alfagomma.co.kr

UNITED KINGDOM – Haydock

43 Wilcock Road
Old Boston Trading Estate Haydock
St. Helens WA11 9TG
+44 (1942) 40 76 80
haydock.sales@alfagomma.com

UNITED STATES OF AMERICA – Burlington

3520 West Avenue
IA 52601 Burlington
+1 (319) 75 89 224
info@alfagomma.us

DUNLOP HIFLEX

DENMARK – Copenhagen

Vallensbaekvej 24,
2605 Brøndby Copenhagen
+45 (43) 240400
info@dunlophiflex.dk

ESTONIA – Tallin

Läike tee 32/1 - Peetri alevik,
Rae vald - 75312 Harjumaa (Tallinn)
Tel: +372 (0) 605 4900
tallinn@dunlophiflex.ee

FINLAND – Pirkkala

Jasperintie 320
33960 Pirkkala
+358 (207) 625 700
info@dunlophiflex.fi

NETHERLANDS – Deventer

Hunneperkade 86
7418 BT Deventer
+31 (570) 66 05 70
info@dunlophiflex.nl

NORWAY – Oslo

Stanseveien 27
Pb. 174 Kalbakken
0903 Oslo
+47 (23) 33 86 00
post@dunlophiflex.no

SWEDEN – Halmstad

Kistinge Industriområde
Seldonsvagen 2
30180 Halmstad
+46 (104) 14 44 04
halmstad@dunlophiflex.se

ARGUS

GERMANY – Ettlingen

Pforzheimer Str. 126
76275 Ettlingen
+49 (7243) 50 550
info@argus-fluidtechnik.de

UNITED KINGDOM – Salisbury

Telford Road
Salisbury, Wiltshire SP2 7PH
+44 (1722) 42 05 90
sales@hiflex-europe.com



HEADQUARTER

Alfagomma SpA
Via Torri Bianche 1
20871 Vimercate (MB) Italy
marketing@alfagomma.com
www.alfagomma.com